

InsiderInsights Ratings of Companies with Open-Market Form 4 Purchases & Sales Filed at the SEC on the date above.

Sorted by: Insider Rating, then Total Transaction Value.

See last page for the Key to Ratings, Titles & Transaction Type codes.

Generated with Special Screens tool at www.insiderinsights.com, New York, NY (212) 784-6860.

Ratings of Latest Insider Purchases

Insider Rating*	Rating Date	Company	Ticker	Trans Type(s)*	Total Purch Value	Shares Bought	# Insiders - Title(s)*	Latest Trans Date	Ave. Purch Price	Recent Price	Mkt Cap (mm)	10-Day Ave Vol (m)		
●●●	+3	6/2/16	Sothebys	BID	B	\$351,957	11,620	2	DIR	6/2/16	\$30.29	\$29.95	1,754	1,200
●○○	+1	6/2/16	Exelixis	EXEL	OB	\$340,000	200,000	1	GC,VP	6/1/16	\$1.70	\$6.34	1,450	5,100
●○○	+1	6/2/16	Bristow	BRS	B	\$218,927	17,150	4	CEO,DIR,O,PR	6/2/16	\$12.77	\$12.94	452	1,530
●○○	+1	5/27/16	Central Euro Media	CETV	B	\$169,611	66,344	1	BO	6/2/16	\$2.56	\$2.60	358	200
●○○	+1	6/2/16	Mines Mgt	MGN	OB	\$110,800	260,000	1	DIR	5/31/16	\$0.43	\$0.87	28	660
●○○	+1	6/2/16	Old Line Banc	OLBK	B	\$29,452	1,700	1	DIR	6/1/16	\$17.32	\$17.72	191	10
●○○	+0.5	5/18/16	Crestwood Equity LP	CEQP	B	\$4,727,897	214,205	1	BO,DIR	6/1/16	\$22.07	\$21.59	1,491	660
●○○	+0.5	6/2/16	PBF Energy	PBF	B	\$1,645,000	60,000	2	CEO,DIR,PR	6/1/16	\$27.42	\$26.66	2,740	1,550
●○○	+0.5	5/19/16	Flex Pharma	FLKS	B	\$129,900	10,000	1	BO,CEO,DIR,PR	6/2/16	\$12.99	\$12.43	223	100
●○○	+0.5	6/2/16	BSQUARE	BSQR	OB	\$125,697	42,719	1	SO,VP	6/1/16	\$2.94	\$5.36	65	100
●○○	+0.5	6/2/16	Lululemon Athletica	LULU	OB	\$110,128	15,926	1	DIR	5/31/16	\$6.91	\$64.69	8,884	1,520
●○○	+0.5	6/2/16	Ultratech	UTEK	OB	\$108,080	8,000	1	DIR	5/31/16	\$13.51	\$22.57	603	130
●○○	+0.5	5/23/16	Seacoast Banking of Fl	SBCF	B	\$98,397	5,850	1	DIR	5/25/16	\$16.82	\$16.80	637	130
●○○	+0.5	6/2/16	Ion Geophysical	IO	B	\$69,485	10,000	1	DIR	6/1/16	\$6.95	\$7.21	87	70
●○○	+0.5	5/31/16	Nathans Famous	NATH	OE*	\$44,384	3,787	1	DIR	6/1/16	\$11.72	\$44.51	194	10
○○○	+0	5/13/16	Spark Networks	LOV	B	\$251,179	167,464	1	BO	6/1/16	\$1.50	\$1.58	41	50
○○○	+0	6/2/16	Violin Memory	VMEM	B	\$245,000	500,000	1	DIR	5/31/16	\$0.49	\$0.42	42	1,360
○○○	+0	6/2/16	INTL Fcstone	INTL	OE*	\$181,460	9,735	1	CFO	5/31/16	\$18.64	\$28.40	528	90
○○○	+0	6/2/16	Epizyme	EPZM	OB	\$111,645	31,538	1	PR	6/1/16	\$3.54	\$10.86	621	220
○○○	+0	6/2/16	ImmunoGen	IMGN	OB	\$86,401	27,085	1	DIR	6/2/16	\$3.19	\$5.66	493	2,010
○○○	+0	5/26/16	OCI LP	OCIP	B	\$72,255	10,252	1	DIR	6/1/16	\$7.05	\$6.83	594	30
○○○	+0	3/22/16	First Banc	FBNC	OB	\$70,110	4,500	1	DIR	6/1/16	\$15.58	\$19.66	391	30
○○○	+0	6/2/16	Control4	CTRL	OB	\$69,998	28,044	1	BD,VP	5/31/16	\$2.50	\$7.94	185	100
○○○	+0	6/2/16	Key Tronic	KTCC	OE*	\$51,753	11,762	1	DIR	6/1/16	\$4.40	\$7.91	85	40
○○○	+0	5/27/16	JMP	JMP	AB	\$27,000	5,000	1	BO,CEO,DIR	5/31/16	\$5.40	\$5.41	115	20
○○○	+0	5/19/16	Tiptree Finl	TIPT	AB	\$23,994	4,253	1	BO,CB,DIR	6/1/16	\$5.64	\$5.84	204	40
○○○	+0	5/18/16	BCB Banc	BCBP	B	\$20,936	2,000	1	DIR	6/2/16	\$10.47	\$10.46	117	20
○○○	+0	3/10/16	Nanophase Tech	NANX	B	\$20,264	40,048	2	BO,DIR	6/2/16	\$0.51	\$0.51	16	20
○○○	0	5/31/16	Hologic	HOLX	OE*	\$611,270	32,071	1	DIR	6/1/16	\$19.06	\$34.41	9,595	3,060
○○○	0	5/26/16	Edwards Lifesciences	EW	OE*	\$509,600	20,000	1	VP	5/31/16	\$25.48	\$100.04	21,185	2,520
○○○	0	6/2/16	AptarGroup	ATR	OB	\$389,794	6,334	1	DIR	6/1/16	\$61.54	\$77.14	4,872	260
○○○	0	5/31/16	Nordson	NDSN	OE*	\$325,212	12,200	1	GC,SEC,VP	6/2/16	\$26.66	\$88.47	5,042	540
○○○	0	6/2/16	Tyler Tech	TYL	OE*	\$153,450	10,000	1	DIR	6/2/16	\$15.35	\$151.70	5,479	280
○○○	0	5/31/16	Pandora Media	P	B	\$116,436	10,000	1	DIR	6/1/16	\$11.64	\$11.42	2,613	8,190
○○○	0	5/17/16	Opko Health	OPK	B	\$113,262	10,800	1	BO,CB,CEO,DIR	6/1/16	\$10.49	\$10.42	5,704	2,460
○○○	0	6/2/16	Recro Pharma	REPH	B	\$67,707	8,000	1	O	5/31/16	\$8.46	\$8.07	76	30
○○○	0	3/14/16	2U	TWOU	AB	\$24,915	893	1	DIR	6/1/16	\$27.90	\$27.85	1,293	390
---	+100	6/2/16	GMS	GMS	JB*	\$329,700	15,700	3	DIR,GC,SEC,VP	6/1/16	\$21.00	\$22.50	898	590

* See last page for the Key to Ratings, Titles & Transaction Type codes.

InsiderInsights Ratings of Latest Insider Sales

Insider Rating*	Rating Date	Company	Ticker	Trans Type(s)*	Total Sale Value	Shares Sold	# Insiders - Title(s)*	Latest Trans Date	Ave. Sale Price	Recent Price	Mkt Cap (mm)	10-Day Ave Vol (m)		
●●●	-3	5/31/16	GrubHub	GRUB	AS,OS	\$358,578	14,293	2	CEO,DIR,GC,PR,SEC	5/31/16	\$25.09	\$24.97	2,115	1,990
●○○	-1	6/2/16	athenahealth	ATHN	OS,AS	\$692,603	5,500	2	CEO,COO,DIR,PR,VP	6/1/16	\$125.93	\$125.97	4,946	420
●○○	-1	6/2/16	Super Micro Computer	SMCI	OS	\$532,270	20,312	1	CFO	5/31/16	\$26.20	\$26.05	1,261	360
●○○	-1	5/4/16	Datalink	DTLK	S	\$389,622	48,124	1	DIR	6/1/16	\$8.10	\$8.08	182	90
●○○	-1	3/23/16	Memorial Res DEV	MRD	S	\$320,000	20,000	1	BO	6/1/16	\$16.00	\$15.30	3,157	8,140
●○○	-1	4/11/16	Guidewire Software	GWRE	OS	\$163,211	2,708	1	O	6/1/16	\$60.27	\$58.70	4,230	260
●○○	-1	4/25/16	Skullcandy	SKUL	AS	\$145,500	37,500	1	BO	6/2/16	\$3.88	\$3.89	111	130
●○○	-1	6/2/16	HomeStreet	HMST	S	\$108,923	5,334	1	VP	6/1/16	\$20.42	\$20.52	509	210
●○○	-0.5	6/2/16	Chipotle Mexican Grill	CMG	OS	\$33,019,553	75,000	1	CB,CEO,DIR	5/31/16	\$440.26	\$445.41	13,007	890
●○○	-0.5	5/9/16	Apartment Inv & Mgt	AIV	S	\$3,450,848	81,101	1	CB,CEO,DIR	5/31/16	\$42.55	\$42.78	6,700	850
●○○	-0.5	5/27/16	Seres Therap	MCRB	OS,AS	\$3,056,806	100,966	3	CEO,CTO,DIR,PR,VP	6/1/16	\$30.28	\$29.46	1,164	240
●○○	-0.5	6/2/16	Williams-Sonoma	WSM	S	\$1,955,935	36,500	2	CFO,PR,VP	6/1/16	\$53.59	\$53.80	4,802	3,760
●○○	-0.5	4/19/16	Barracuda Networks	CUDA	S	\$1,877,320	109,161	1	BO	6/2/16	\$17.20	\$17.16	895	460
●○○	-0.5	5/27/16	eHealth	EHTH	S	\$1,378,435	99,508	1	BO	6/2/16	\$13.85	\$13.95	254	190
●○○	-0.5	6/2/16	Ophthotech	OPHT	OS	\$1,066,431	20,000	1	DIR,PR	5/31/16	\$53.32	\$51.14	1,809	400
●○○	-0.5	6/2/16	HubSpot	HUBS	AS	\$976,098	20,000	1	COO,PR	6/1/16	\$48.80	\$46.72	1,633	240
●○○	-0.5	6/2/16	Synaptics	SYNA	OS	\$671,090	10,000	1	CEO,DIR,PR	6/1/16	\$67.11	\$69.32	2,554	580
●○○	-0.5	6/2/16	Virtusa	VRTU	AS	\$630,342	18,000	1	CB,CEO,DIR	6/2/16	\$35.02	\$35.20	1,049	310
●○○	-0.5	6/2/16	Cutera	CUTR	OS	\$350,081	33,098	1	CEO,DIR,PR	6/2/16	\$10.58	\$10.57	138	70
●○○	-0.5	3/16/16	Zendesk	ZEN	OS	\$278,403	10,840	1	VP	6/1/16	\$25.68	\$24.48	2,246	880
●○○	-0.5	6/2/16	Rewalk Robotics	RWLK	S	\$264,055	34,110	4	BO,DIR	6/1/16	\$7.74	\$8.18	101	60
●○○	-0.5	5/26/16	Triangle Petrol	TPLM	S	\$174,708	1,105,604	1	BO,DIR	6/1/16	\$0.16	\$0.20	15	1,490
●○○	-0.5	3/17/16	Kite Pharma	KITE	OS	\$151,949	3,000	1	VP	6/1/16	\$50.65	\$47.79	2,348	580
●○○	-0.5	6/2/16	MGM Resorts Intl	MGM	S	\$68,783	2,948	1	DIR	6/1/16	\$23.33	\$22.93	12,959	4,250
●○○	-0.5	5/13/16	Greenbrier	GBX	AS	\$60,606	2,135	1	FO,VP	6/2/16	\$28.39	\$28.49	800	360
●○○	-0.5	5/6/16	Turtle Beach	HEAR	S	\$56,993	59,912	1	BO	6/2/16	\$0.95	\$0.98	48	150
●○○	-0.5	5/3/16	FormFactor	FORM	S	\$51,978	7,093	2	CEO,CFO,DIR,VP	6/2/16	\$7.33	\$7.43	442	220
●○○	-0.5	6/2/16	Gentex	GNTX	OS	\$35,310	2,140	1	VP	6/1/16	\$16.50	\$16.43	4,746	2,560
○○○	-0	4/6/16	Axalta Coating Sys	AXTA	JS*	\$1,396,499,968	50,000,000	2	BO	5/31/16	\$27.93	\$28.24	6,743	3,060
○○○	-0	5/12/16	Facebook	FB	AS,OS	\$209,367,432	1,762,301	4	CFO,CTO,DIR,O	6/1/16	\$118.80	\$119.38	341,463	20,630
○○○	-0	5/13/16	Lumentum	LITE	JS*	\$25,050,000	1,000,000	1	BO	5/31/16	\$25.05	\$24.42	1,448	820
○○○	-0	4/25/16	Intuitive Surgical	ISRG	OS	\$12,910,056	20,406	1	OO,VP	6/1/16	\$632.66	\$636.65	24,231	300
○○○	-0	5/31/16	Nasdaq	NDAQ	OS	\$8,439,406	128,801	2	CEO,DIR,VP	6/1/16	\$65.52	\$65.67	10,804	710
○○○	-0	3/15/16	Gilead Sciences	GILD	OS	\$4,958,600	57,092	1	OO,VP	5/31/16	\$86.85	\$85.82	114,297	8,650
○○○	-0	5/5/16	CEVA	CEVA	S	\$3,982,898	147,055	1	BO	6/2/16	\$27.08	\$27.50	562	140
○○○	-0	6/2/16	Aimmune Therap	AIMT	JS*	\$3,654,720	240,000	1	BO	5/31/16	\$15.23	\$15.47	654	210
○○○	-0	6/2/16	Calpine	CPN	AS	\$3,472,290	235,000	1	DIR	5/31/16	\$14.78	\$14.74	5,292	2,770
○○○	-0	5/12/16	Spark Energy	SPKE	S	\$3,391,766	111,257	1	BO,DIR	6/2/16	\$30.49	\$30.24	419	120
○○○	-0	6/2/16	Glaukos	GKOS	AS,JS*	\$3,047,632	127,174	3	BO,CEO,DIR	6/1/16	\$23.96	\$24.36	792	210
○○○	-0	5/4/16	Burlington Stores	BURL	S,OS	\$2,947,006	48,845	4	CFO,VP	5/31/16	\$60.33	\$60.99	4,362	2,120
○○○	-0	4/4/16	Fabrinet	FN	OS	\$2,899,154	82,703	1	COO,PR	5/31/16	\$35.06	\$34.78	1,254	390
○○○	-0	5/4/16	Tenneco	TEN	S	\$2,770,741	51,609	1	CB,CEO,DIR	5/31/16	\$53.69	\$54.56	3,126	370
○○○	-0	5/18/16	Flextronics Intl	FLEX	AS	\$2,739,141	217,125	1	CEO,DIR	6/1/16	\$12.62	\$12.49	6,780	4,390
○○○	-0	4/6/16	Equinix	EQIX	S	\$2,590,345	7,107	2	CFO,PR	6/2/16	\$364.48	\$366.56	25,450	640
○○○	-0	5/25/16	Apple	AAPL	AS	\$2,500,000	25,000	1	VP	5/31/16	\$100.00	\$100.35	549,660	41,720
○○○	-0	5/31/16	Xylem	XYL	S	\$2,226,000	50,000	1	DIR	6/1/16	\$44.52	\$44.57	7,974	1,210
○○○	-0	5/6/16	Masimo	MASI	OS	\$2,177,208	44,000	2	CFO,PR,SO,VP	6/1/16	\$49.48	\$49.66	2,433	360
○○○	-0	4/4/16	Level 3 Comms	LVL3	AS	\$2,108,369	39,500	4	CEO,LO,PR,VP	6/1/16	\$53.38	\$53.68	19,164	1,410
○○○	-0	6/1/16	Servicesource Intl	SREV	S	\$1,860,000	500,000	1	BO,DIR	5/31/16	\$3.72	\$3.72	318	290
○○○	-0	6/2/16	CDK Global	CDK	OS	\$1,519,824	27,573	1	PR,VP	6/1/16	\$55.12	\$55.16	8,568	820

* See last page for the Key to Ratings, Titles & Transaction Type codes.

Continued on Next Page

InsiderInsights Ratings of Latest Insider Sales

Insider Rating*	Rating	Date	Company	Ticker	Trans Type(s)*	Total Sale Value	Shares Sold	# Insiders - Title(s)*	Latest Trans Date	Ave. Sale Price	Recent Price	Mkt Cap (mm)	10-Day Ave Vol (m)
○○○	-0	5/11/16	WEC Energy	WEC	OS	\$1,504,868	25,000	1 DIR	5/31/16	\$60.19	\$59.73	18,854	2,000
○○○	-0	4/28/16	Maxim Integrated Prod	MXIM	OS,S,AS	\$1,490,346	39,227	3 AO,CEO,DIR,PR,VP	6/1/16	\$37.99	\$37.69	10,716	1,720
○○○	-0	6/1/16	Watts Water Tech	WTS	S	\$1,428,545	25,000	1 BO	6/1/16	\$57.14	\$57.35	1,963	80
○○○	-0	6/2/16	Esterline Tech	ESL	OS	\$1,394,849	20,800	1 CFO,VP	6/1/16	\$67.06	\$67.19	1,972	180
○○○	-0	4/22/16	CSRA	CSRA	S	\$1,195,599	48,802	1 VP	5/31/16	\$24.50	\$24.88	4,036	1,330
○○○	-0	5/11/16	Wageworks	WAGE	OS	\$1,192,634	21,075	1 DIR	6/1/16	\$56.59	\$56.43	2,045	200
○○○	-0	4/5/16	Biogen	BIIB	AS	\$1,116,961	3,855	1 CEO,DIR	6/1/16	\$289.74	\$282.79	61,946	1,340
○○○	-0	5/19/16	Wayfair	W	AS	\$1,042,245	25,600	5 BO,CEO,COO,DIR,F,SO	6/1/16	\$40.71	\$40.80	3,456	1,030
○○○	-0	6/2/16	AutoNation	AN	OS	\$1,010,288	20,000	1 GC,HR,VP	5/31/16	\$50.51	\$50.50	5,207	1,060
○○○	-0	5/18/16	RingCentral	RNG	AS	\$998,000	50,000	2 BO,CB,CEO,DIR,VP	6/1/16	\$19.96	\$19.77	1,429	740
○○○	-0	6/2/16	DISH Network	DISH	OS	\$975,800	20,000	1 GC,SEC,VP	5/31/16	\$48.79	\$48.95	22,748	2,690
○○○	-0	6/2/16	Comcast	CMCSA	AS	\$959,763	15,121	1 VP	6/1/16	\$63.47	\$62.88	152,622	10,420
○○○	-0	4/29/16	AFLAC	AFL	S,OS	\$927,029	13,353	3 DIR,PR,TR,VP	6/1/16	\$69.42	\$69.56	28,797	2,420
○○○	-0	5/27/16	Reliance Steel & Alum	RS	S	\$911,085	12,193	1 DIR	6/1/16	\$74.72	\$73.81	5,339	650
○○○	-0	5/31/16	SS&C Tech	SSNC	OS	\$890,361	14,467	1 CFO,VP	6/1/16	\$61.54	\$61.54	6,099	500
○○○	-0	4/5/16	Silver Spring Net	SSNI	OS	\$866,359	66,164	1 DIR	6/2/16	\$13.09	\$12.93	658	270
○○○	-0	5/6/16	Corelogic	CLGX	AS	\$746,402	20,000	1 CEO,DIR,PR	5/31/16	\$37.32	\$37.42	3,325	400
○○○	-0	5/4/16	Blackbaud	BLKB	OS	\$745,200	12,000	1 HR,VP	5/31/16	\$62.10	\$62.12	2,951	160
○○○	-0	5/18/16	Cinemark	CNK	S	\$643,432	17,983	1 O	6/1/16	\$35.78	\$36.38	4,226	460
○○○	-0	5/19/16	Rlty Inc	O	S	\$544,860	9,000	1 VP	6/1/16	\$60.54	\$59.90	15,432	2,560
○○○	-0	6/2/16	Amer Tower	AMT	AS	\$526,300	5,000	1 DIR	6/1/16	\$105.26	\$106.06	45,036	1,450
○○○	-0	5/3/16	Tetra Tech	TTEK	OS	\$506,619	16,750	1 CIO,VP	6/1/16	\$30.25	\$29.09	1,685	240
○○○	-0	5/18/16	Employers	EIG	OS	\$497,262	16,482	1 LO,VP	6/1/16	\$30.17	\$29.86	969	160
○○○	-0	5/23/16	CytomX Therap	CTMX	S	\$482,955	44,926	2 BO,DIR	6/1/16	\$10.75	\$10.62	383	80
○○○	-0	4/5/16	Carnival plc	CUK	S	\$475,472	9,590	1 CEO	5/31/16	\$49.58	\$50.39	36,914	370
○○○	-0	6/2/16	Willis Lease Finance	WLFC	S	\$419,594	17,001	2 DIR,O	6/2/16	\$24.68	\$24.70	181	20
○○○	-0	4/18/16	Diplomat Pharmacy	DPLO	OS	\$398,247	12,325	1 SO,VP	6/1/16	\$32.31	\$31.62	2,086	300
○○○	-0	4/6/16	Integra Lifesciences	IART	OS	\$388,293	5,260	1 DIR	5/31/16	\$73.82	\$73.89	2,750	250
○○○	-0	4/5/16	Qlik Tech	QLIK	AS	\$377,528	12,500	1 SO	6/2/16	\$30.20	\$31.94	3,001	640
○○○	-0	3/10/16	Occidental Petrol	OXY	AS	\$376,925	5,000	1 DIR	6/2/16	\$75.39	\$76.15	58,159	3,810
○○○	-0	6/2/16	Entegris	ENTG	OS	\$356,342	24,746	1 OO,VP	6/1/16	\$14.40	\$14.26	2,008	430
○○○	-0	6/2/16	Ameriprise Finl	AMP	S	\$355,799	3,486	1 HR,VP	6/1/16	\$102.07	\$101.52	16,833	980
○○○	-0	4/29/16	IDEX	IEX	OS	\$333,094	4,000	1 FO,VP	5/31/16	\$83.27	\$83.54	6,341	240
○○○	-0	6/2/16	Deltic Timber	DEL	OS	\$314,174	4,855	1 VP	6/1/16	\$64.71	\$63.95	777	30
○○○	-0	5/25/16	West Pharm Svs	WST	OS	\$296,057	3,950	1 CT,VP	6/2/16	\$74.95	\$74.58	5,450	360
○○○	-0	6/2/16	Loews	L	OS	\$261,570	6,473	5 DIR	6/1/16	\$40.41	\$40.65	13,781	980
○○○	-0	5/31/16	Big Lots	BIG	OS	\$260,400	5,000	1 DIR	5/31/16	\$52.08	\$50.95	2,531	2,100
○○○	-0	4/13/16	Godaddy	GDDY	OS	\$260,208	8,000	1 CFO,COO	6/1/16	\$32.53	\$32.54	5,225	480
○○○	-0	6/2/16	ExlService	EXLS	S	\$259,031	5,000	1 VP	5/31/16	\$51.81	\$51.77	1,733	190
○○○	-0	5/25/16	Quotient Tech	QUOT	AS	\$224,266	20,000	1 CEO,DIR	6/1/16	\$11.21	\$10.41	863	450
○○○	-0	5/20/16	Primo Water	PRMW	S	\$209,351	18,445	1 DIR	5/31/16	\$11.35	\$11.53	299	150
○○○	-0	6/2/16	Varonis Sys	VRNS	AS	\$195,200	8,000	1 SO,VP	6/1/16	\$24.40	\$23.99	629	120
○○○	-0	5/11/16	Fair Isaac	FICO	S	\$192,864	1,722	1 VP	5/31/16	\$112.00	\$111.57	3,479	140
○○○	-0	6/2/16	Insight Enterprises	NSIT	S	\$188,819	7,000	1 PR	5/31/16	\$26.97	\$27.28	1,001	170
○○○	-0	5/3/16	Diamondback Energy	FANG	AS	\$182,660	2,000	1 VP	6/1/16	\$91.33	\$92.86	6,658	1,070
○○○	-0	6/2/16	RenaissanceRe	RNR	AS	\$172,815	1,500	1 CIO,VP	6/1/16	\$115.21	\$115.38	4,972	230
○○○	-0	4/27/16	Medidata Solutions	MDSO	AS	\$168,953	3,752	1 DIR	5/31/16	\$45.03	\$43.68	2,503	330
○○○	-0	6/2/16	Ebix	EBIX	S	\$167,585	3,684	1 DIR	5/31/16	\$45.49	\$45.97	1,506	230
○○○	-0	5/11/16	Saul Centers	BFS	OS	\$165,358	2,900	1 VP	6/1/16	\$57.02	\$57.01	1,209	30
○○○	-0	6/2/16	Retrophin	RTRX	AS	\$155,284	8,750	1 VP	6/1/16	\$17.75	\$17.47	641	380

* See last page for the Key to Ratings, Titles & Transaction Type codes.

Continued on Next Page

InsiderInsights Ratings of Latest Insider Sales (Continued)

Insider Rating*	Rating Date	Company	Ticker	Trans Type(s)*	Total Sale Value	Shares Sold	# Insiders - Title(s)*	Latest Trans Date	Ave. Sale Price	Recent Price	Mkt Cap (mm)	10-Day Ave Vol (m)	
○○○	-0	5/3/16	Brixmor Prop	BRX	AS	\$151,920	6,000	1 GC,VP	5/31/16	\$25.32	\$25.22	7,547	1,760
○○○	-0	6/2/16	Avery Dennison	AVY	OS	\$147,640	2,000	1 GC,SEC,VP	6/1/16	\$73.82	\$74.67	6,659	680
○○○	-0	5/17/16	Winthrop Rlty Tr	FUR	S	\$146,950	15,000	1 CB,CEO,DIR	6/2/16	\$9.80	\$9.85	359	290
○○○	-0	6/2/16	Stock Yards Banc	SYBT	OS	\$144,750	5,000	1 CB,CEO	5/31/16	\$28.95	\$43.25	646	30
○○○	-0	5/4/16	Panera Bread Co	PNRA	S	\$142,181	650	1 VP	6/1/16	\$218.74	\$218.52	5,221	320
○○○	-0	6/2/16	Lennox Intl	LII	AS	\$136,840	1,000	1 DIR	6/1/16	\$136.84	\$136.88	5,969	340
○○○	-0	6/2/16	Boston Prop	BXP	S	\$114,914	910	1 DIR	6/1/16	\$126.28	\$125.41	19,264	880
○○○	-0	4/15/16	Macerich Co	MAC	AS	\$114,659	1,500	1 COO,VP	6/1/16	\$76.44	\$76.19	11,314	1,220
○○○	-0	4/28/16	Travelers	TRV	OS	\$114,500	1,000	1 VCB	5/31/16	\$114.50	\$114.18	33,386	1,340
○○○	-0	4/11/16	Xactly	XTLY	OS	\$111,100	11,110	1 A,CFO,SEC,TR	6/1/16	\$10.00	\$9.73	290	270
○○○	-0	5/27/16	Endologix	ELGX	S	\$105,546	8,410	2 CEO,DIR,PR	6/1/16	\$12.55	\$12.97	1,061	1,630
○○○	-0	3/31/16	Freds	FRED	S	\$102,683	6,990	1 VP	5/31/16	\$14.69	\$14.65	546	130
○○○	-0	5/17/16	Neenah Paper	NP	OS	\$95,634	1,386	1 OO,VP	5/31/16	\$69.00	\$68.77	1,151	70
○○○	0	5/2/16	Iron Mtn	IRM	OS	\$13,840,817	378,714	2 CEO,DIR,GC,PR,SEC	5/31/16	\$36.55	\$36.80	7,800	2,070
○○○	0	6/2/16	Ross Stores	ROST	AS	\$10,422,146	194,984	1 CB,DIR	6/1/16	\$53.45	\$53.92	21,665	4,360
○○○	0	6/2/16	Tyler Tech	TYL	OS	\$7,443,338	48,897	1 CEO,DIR,PR	6/1/16	\$152.22	\$151.70	5,479	280
○○○	0	5/23/16	TJX	TJX	S	\$4,912,058	64,160	1 CB,DIR	6/1/16	\$76.56	\$76.65	50,769	4,900
○○○	0	5/18/16	Q2	QTWO	OS,AS	\$4,747,363	184,119	5 BO,CFO,DIR,HR,OO,VP	6/2/16	\$25.78	\$24.96	979	250
○○○	0	5/24/16	Universal Health Svs	UHS	S	\$4,586,452	33,749	2 CFO,VP	6/2/16	\$135.90	\$134.69	13,075	770
○○○	0	3/23/16	Sabre	SABR	OS,AS	\$3,803,676	136,036	2 CFO,VP	6/1/16	\$27.96	\$28.31	7,845	2,290
○○○	0	4/7/16	Criteo SA	CRTO	AS	\$3,134,469	69,980	3 CB,CFO,DIR,O	6/1/16	\$44.79	\$44.62	2,814	670
○○○	0	5/3/16	Cimpress NV	CMPR	AS	\$2,995,480	29,900	1 CB,CEO,PR	5/31/16	\$100.18	\$100.01	3,147	170
○○○	0	4/25/16	Discover Finl Svs	DFS	AS	\$2,526,100	45,000	4 CB,CEO,COO,DIR,PR	6/1/16	\$56.14	\$56.78	23,406	2,570
○○○	0	5/26/16	Commerce Banc	CBSH	OS,S	\$2,208,612	45,094	2 CCO,DIR,VCB,VP	6/1/16	\$48.98	\$49.15	4,745	430
○○○	0	6/2/16	AptarGroup	ATR	OS	\$1,914,809	25,000	1 CEO,DIR,PR	6/1/16	\$76.59	\$77.14	4,872	260
○○○	0	4/7/16	BioMarin Pharm	BMRN	OS	\$1,873,126	20,841	1 CFO,VP	5/31/16	\$89.88	\$89.09	14,461	1,010
○○○	0	5/6/16	Extra Space Storage	EXR	AS	\$1,860,030	20,000	1 CEO,DIR	6/1/16	\$93.00	\$92.93	11,636	880
○○○	0	5/18/16	Neurocrine Bio	NBIX	OS,AS	\$1,075,000	21,500	2 LO,O	5/31/16	\$50.00	\$46.19	4,003	1,140
○○○	0	3/14/16	Lowe's	LOW	OS	\$1,015,469	12,656	1 PR	5/31/16	\$80.24	\$80.35	72,109	6,290
○○○	0	5/25/16	Skyworks Solutions	SWKS	OS	\$1,001,800	15,000	1 CB,DIR	5/31/16	\$66.79	\$66.50	12,651	2,520
○○○	0	3/24/16	Demandware	DWRE	OS	\$747,540	10,000	1 DIR	6/1/16	\$74.75	\$46.38	1,764	320
○○○	0	5/16/16	Heska	HSKA	S	\$734,800	20,000	1 CEO,DIR,PR	6/2/16	\$36.74	\$36.71	245	50
○○○	0	5/27/16	Expeditors Intl	EXPD	S	\$604,310	12,460	1 VP	6/1/16	\$48.50	\$48.67	8,861	1,850
○○○	0	4/26/16	Insteel Ind	IIIN	OS	\$603,156	21,791	1 VP	6/1/16	\$27.68	\$27.15	510	120
○○○	0	4/6/16	Intel	INTC	AS	\$557,317	17,732	1 PR,VP	5/31/16	\$31.43	\$31.57	149,074	20,360
○○○	0	5/17/16	Arch Cap	ACGL	OS	\$502,656	7,000	1 CFO,TR,VP	5/31/16	\$71.81	\$72.16	8,810	290
○○○	0	3/11/16	T-Mobile Us	TMUS	AS	\$427,500	10,000	1 CFO,VP	5/31/16	\$42.75	\$42.54	34,976	4,240
○○○	0	4/21/16	Actinium Pharm	ATNM	S	\$333,385	169,450	1 BO	6/1/16	\$1.97	\$1.84	86	270
○○○	0	5/31/16	VMware	VMW	S	\$330,440	5,500	1 SO,VP	5/31/16	\$60.08	\$59.63	25,299	2,090
○○○	0	6/2/16	Harvard Bioscience	HBIO	OS	\$292,512	76,374	1 DIR	6/1/16	\$3.83	\$3.54	121	120
○○○	0	4/7/16	Ionis Pharm	IONS	OS	\$278,900	12,500	1 DIR	5/31/16	\$22.31	\$22.01	2,658	4,820
○○○	0	6/2/16	Envestnet	ENV	OS	\$270,865	8,000	1 LO	6/2/16	\$33.86	\$33.58	1,434	220
○○○	0	5/25/16	Viacom	VIAB	OS	\$270,306	6,110	1 CT,VP	5/31/16	\$44.24	\$44.24	17,745	3,090
○○○	0	5/16/16	Drew Ind	DW	OS	\$234,000	3,000	1 PR	5/31/16	\$78.00	\$77.19	1,892	170
○○○	0	3/14/16	Aceto	ACET	S	\$219,486	9,881	1 CB,DIR	5/31/16	\$22.21	\$22.31	660	170
○○○	0	6/2/16	Chembio Diagn	CEMI	S	\$214,390	25,000	1 CTO	6/1/16	\$8.58	\$8.52	82	70
○○○	0	4/6/16	BancFirst	BANF	OS	\$126,050	2,000	1 VP	6/2/16	\$63.03	\$62.68	974	20
○○○	0	6/2/16	Astronics	ATRO	S	\$114,360	3,000	1 VP	6/1/16	\$38.12	\$38.21	974	140
○○○	0	5/24/16	Lifetime Brands	LCUT	S	\$96,860	6,532	1 COO,DIR,VCB	6/1/16	\$14.83	\$14.50	206	60
○○○	0	4/18/16	Akamai Tech	AKAM	S	\$93,485	1,728	1 DIR	6/2/16	\$54.10	\$54.20	9,517	1,320

* See last page for the Key to Ratings, Titles & Transaction Type codes.

SAVING YOU TIME. IMPROVING YOUR RESEARCH.

Academic studies and the experience of professionals back the common sense conclusion that the Form 4 data filed daily at the SEC is a profitable data stream to mine for investment intelligence. But most analysts and investors use commodity insider feeds that are full of noise and time-consuming to analyze, or expensive ratings services that employ last century's simplistic insider scoring methodology.

Insiderinsights combines statistical returns with behavioral analysis to effectively quantify this valuable qualitative information feed. Decades of experience analyzing insider filings is programmed into our systems for harvesting, tagging, and analyzing the insider trading forms as soon as they arrive at the SEC each day, so clients can efficiently use insider data as a primary, secondary or tertiary research input.

InsiderInsights compiles **Daily & Weekly** reports that list US equities with recent insider activity, along with our proprietary, independently validated **Company Ratings** clearly indicating the *Significance Level* of insiders' sentiment on their stock. Our **Monthly Special Screens** further combine our Ratings with various fundamental and price action criteria, to highlight the best value, growth, momentum, and short ideas coming from the executive suite.

For information about our Ratings, Real-Time Power Alerts, and API Products, call (212) 784-6860 or email Jonathan@InsiderInsights.com.
















KEY FOR "TITLE" CODES:

A=Assistant, AI=Affiliated Investor, AO=Accounting Officer, BD=Business Development, BO=Beneficial Owner, CAO=Chief Accounting Officer, CB=Chairman, CCO=Chief Compliance Officer, CEO=Chief Executive Officer, CFO=Chief Financial Officer, CIO=Chief Information Officer, CO=Compliance Officer, COO=Chief Operating Officer, CT=Controller, CTO=Chief Technology Officer, DIR=Director, F=Founder, FO=Financial Officer, GC=General Counsel, HR=Human Resources, IO=Information Officer, IR=Investor Relations, LO=Legal Officer, MD=Managing Director, O=Officer, OO=Operating Officer, PR=President, PT=Partner, REL=Relative of insider, SEC=Secretary, SH=Shareholder, SO=Sales Officer, TO=Technology Officer, TR=Treasurer, TT=Trustee, VCB=Vice Chairman, VP=Vice President, X=Ex Officer or other title displayed.

KEY FOR "TRANSACTION TYPE" CODES:

B = Open-Market Insider Buy.
 S = Open-Market Insider Sale.
 AB = Automatic Buy through the insider's 10b5-1 program.
 AS = Automatic Sale through the insider's 10b5-1 program
 JB* = Supposed Open-Market Acquisition done outside the price range or trading volume on the day.
 JS* = Supposed Open-Market Disposition done outside the price range or trading volume on the day.
 OB = Option Exercise that was not sold at all.
 OE* = Option Exercise that was only partially sold.
 OS* = Partial Sale of Exercised Options.
 OE = Option Exercise that was completely sold.
 OS = Complete Sale of Exercised Options.
 JB = Non Open-Market Acquisition (Transaction Price is often unrelated to market price on the day).
 JS = Non Open-Market Disposition (Transaction Price often unrelated to market price on the day).
 3 = Form 3 filing indicating new insider. New insiders must file a Form 3 whether or not they have any holdings in the company.

KEY FOR "INSIDERINSIGHTS COMPANY RATINGS":

- 3  EXTREMELY BULLISH -- Best candidate to research for a new long position, and comforting sign if you're already an investor.
 - 2  VERY BULLISH -- Better candidate to research for a new long position, and comforting sign if you're already an investor.
 - 1  BULLISH -- Good candidate to research for a new long position, and comforting sign if you're already an investor.
 - 0.5  LEANING BULLISH -- Better long candidates exist, but still more attractive than companies with bearish insider profiles.
 - +0  INSIGNIFICANTLY BULLISH -- Much better long candidates exist, but still more attractive than companies with bearish insider profiles.
 - 0  CONFLICTING PURCHASES & SALES -- No investment intelligence gleaned from insider transactions.
 - 0  INSIGNIFICANTLY BEARISH -- Much better candidates exist for new long and short positions. OK to stay long if stock is trading well.
 - 0.5  LEANING BEARISH -- Better candidates exist for both new long and short positions. OK to stay long if stock is trading well.
 - 1  BEARISH -- Good candidate to research for a new short position. Avoid being long such companies.
 - 2  VERY BEARISH -- Better candidate to research for a new short position. Avoid being long such companies.
 - 3  EXTREMELY BEARISH -- Best candidate to research for a new short position. Avoid being long such companies.
- 200  Purchases Related To Corporate Action. May occasionally relay arbitrage intelligence.
 - 100  Purchases Related To IPO. Value of investment intelligence uncertain when stock is unseasoned.
 - 100  Sales Related To IPO. Value of investment intelligence uncertain when stock is unseasoned.
 - 200  Sales Related To Corporate Action. May occasionally relay arbitrage intelligence.
- NR NR Not Yet Rated. A company is usually Not Yet Rated because there has not been a combination of insider activity and other factors to warrant our analysis. If you feel we have missed something, feel free to request a rating by emailing support@insiderinsights.com.

DISCLAIMER:

At the time of publication, employees and clients of Ex Officio LLC (DBA InsiderInsights.com), or Insider Asset Management LLC may hold a position in a security that is listed in *InsiderInsights Daily Insider Rating Report* (the "Product"). A LISTING IN THE PRODUCT DOES NOT CONSTITUTE A SOLICITATION OR RECOMMENDATION TO BUY OR SELL THE SECURITIES OF THE PUBLICLY TRADED COMPANY. Ex Officio LLC, Insider Asset Management LLC, and its employees are not registered as a securities broker-dealer or an investment adviser with the U.S. Securities and Exchange Commission. Insider Asset Management LLC is registered with the state securities regulatory authority in the State of New York. The Product contains opinions and is provided for informational purposes only. You should not rely solely upon the Product for purposes of transacting securities or other investments, and you are encouraged to conduct your own research and due diligence, and to seek the advice of a qualified securities professional, before you make any investment. None of the information contained herein constitutes, or is intended to constitute a recommendation of any particular security or trading strategy or a determination that any security or trading strategy is suitable for any specific person. To the extent any of the information contained herein may be deemed to be investment advice, such information is impersonal and not tailored to the investment needs of any specific person.

InsiderInsights is published by Ex Officio LLC, New York, NY (212) 784-6860