

InsiderInsights Ratings of Companies with Open-Market Form 4 Purchases & Sales Filed at the SEC on the date above.

Sorted by: Insider Rating, then Total Transaction Value.

See last page for the Key to Ratings, Titles & Transaction Type codes.

Generated with Special Screens tool at www.insiderinsights.com, New York, NY (212) 784-6860.

Ratings of Latest Insider Purchases

Insider Rating*	Rating Date	Company	Ticker	Trans Type(s)*	Total Purch Value	Shares Bought	# Insiders - Title(s)*	Latest Trans Date	Ave. Purch Price	Recent Price	Mkt Cap (mm)	10-Day Ave Vol (m)		
●●●○	+2	5/16/18	Extreme Networks	EXTR	B	\$599,195	70,000	2	CEO,DIR,PR	5/16/18	\$8.56	\$8.35	1,011	3,360
●●●○	+2	5/16/18	Flotek Ind	FTK	B	\$274,798	80,882	4	CAO,CB,CEO,DIR,FO	5/16/18	\$3.40	\$3.55	214	1,550
●●●○	+2	5/9/18	GTT Comms	GTT	JB*	\$202,679	4,000	1	DIR	5/16/18	\$50.67	\$51.35	2,358	450
●●●○	+2	5/7/18	Commscope	COMM	B	\$149,500	5,000	1	DIR	5/14/18	\$29.90	\$29.90	5,667	3,920
●●○○	+1	5/15/18	Intl Flavors & Frag	IFF	B	\$18,609,076	150,000	1	BO	5/15/18	\$124.06	\$127.62	10,057	1,090
●●○○	+1	5/16/18	JPMorgan Chase	JPM	B	\$1,489,898	13,000	1	DIR	5/14/18	\$114.61	\$113.86	389,132	11,640
●●○○	+1	5/15/18	Accelerate Diagn	AXDX	B	\$1,298,050	65,000	1	BO,DIR	5/14/18	\$19.97	\$19.90	1,062	350
●●○○	+1	5/2/18	Sohucom	SOHU	B	\$1,205,380	33,000	2	BO,CEO,DIR	5/15/18	\$36.53	\$35.70	1,417	480
●●○○	+1	3/13/18	Entercom Comms	ETM	B	\$1,127,725	150,000	1	CB,DIR	5/15/18	\$7.52	\$7.50	1,076	3,770
●●○○	+1	5/16/18	Compass Diversified	CODI	B	\$391,875	25,000	1	O	5/15/18	\$15.68	\$15.70	943	180
●●○○	+1	5/16/18	AAON	AAON	B	\$237,352	8,000	1	BO,CEO,DIR	5/16/18	\$29.67	\$29.55	1,555	280
●●○○	+1	5/1/18	Safety Inc & Growth	SAFE	AB	\$100,573	5,479	1	CB,CEO,DIR	5/16/18	\$18.36	\$18.00	327	100
●●○○	+1	4/30/18	AgroFresh Solutions	AGFS	AB	\$54,866	7,851	1	BO	5/15/18	\$6.99	\$6.98	356	80
●○○○	+0.5	5/16/18	Mohawk Ind	MHK	B	\$5,438,722	25,912	1	DIR	5/14/18	\$209.89	\$213.58	15,766	1,010
●○○○	+0.5	5/16/18	Drive Shack	DS	B	\$2,121,772	400,000	1	BO,DIR	5/15/18	\$5.30	\$5.21	349	300
●○○○	+0.5	5/16/18	Inovalon	INOV	B	\$1,169,455	118,000	1	BO,CB,CEO,DIR	5/16/18	\$9.91	\$9.75	1,411	810
●○○○	+0.5	5/16/18	AES	AES	OB	\$671,000	100,000	1	CEO,DIR,PR	5/14/18	\$6.71	\$12.29	8,131	7,600
●○○○	+0.5	5/16/18	Midstates Petrol	MPO	B	\$466,734	35,400	2	CEO,DIR	5/14/18	\$13.18	\$12.80	338	80
●○○○	+0.5	5/3/18	StoneMor LP	STON	B	\$247,782	40,912	2	BO	5/16/18	\$6.06	\$6.06	232	70
●○○○	+0.5	5/16/18	Coty	COTY	B	\$211,770	15,000	1	DIR	5/11/18	\$14.12	\$14.30	10,873	9,140
●○○○	+0.5	5/16/18	Kratos Defense	KTOS	B	\$184,246	16,360	2	CEO,DIR,PR	5/15/18	\$11.26	\$11.40	1,098	1,470
●○○○	+0.5	5/16/18	Houston Wire & Cable	HWCC	B	\$176,726	22,356	1	CFO,VP	5/15/18	\$7.91	\$7.75	125	40
●○○○	+0.5	5/16/18	1st Constitution Banc	FCCY	B	\$53,375	2,508	1	DIR	5/14/18	\$21.28	\$21.55	177	10
●○○○	+0.5	5/16/18	Corbus Pharm	CRBP	B	\$25,266	4,311	2	CEO,DIR,O	5/15/18	\$5.86	\$5.48	340	670
●○○○	+0.5	5/7/18	Southern Natl Banc	SONA	B	\$24,894	1,491	1	CEO,DIR	5/16/18	\$16.70	\$16.84	408	60
●○○○	+0.5	5/15/18	180 Degree Cap	TURN	B	\$21,985	10,000	1	DIR,PR	5/16/18	\$2.20	\$2.21	68	120
○○○○	+0	5/11/18	Macquarie Infra	MIC	AB	\$15,707,551	415,926	1	DIR	5/16/18	\$37.77	\$37.80	3,322	1,440
○○○○	+0	5/16/18	TapImmune	TPIV	JB*	\$3,120,000	1,300,000	1	BO	5/14/18	\$2.40	\$2.88	31	40
○○○○	+0	3/29/18	Coda Octopus	CODA	B	\$196,648	49,178	1	BO	5/16/18	\$4.00	\$4.01	42	10
○○○○	+0	5/16/18	Pingtan Marine Enterpris	PME	JB*	\$182,060	50,000	1	BO,CEO,DIR	5/15/18	\$3.64	\$3.46	289	80
○○○○	+0	5/14/18	Camping World	CWH	B	\$176,840	8,000	1	BO,CEO,DIR	5/16/18	\$22.11	\$21.85	2,029	3,370
○○○○	+0	5/16/18	JMP	JMP	AB	\$176,174	34,906	1	BO,CEO,DIR	5/15/18	\$5.05	\$5.10	110	20
○○○○	+0	5/16/18	Smart Sand	SND	B	\$149,464	22,600	2	BO,CEO,CFO,DIR	5/15/18	\$6.61	\$6.40	259	1,070
○○○○	+0	5/16/18	Fate Therap	FATE	OB	\$139,411	21,054	1	O	5/15/18	\$6.62	\$9.31	578	540
○○○○	+0	5/16/18	FAT Brands	FAT	B	\$134,820	20,000	1	DIR	5/16/18	\$6.74	\$6.39	61	10
○○○○	+0	5/16/18	Lilis Energy	LLEX	B	\$130,542	30,000	1	DIR	5/14/18	\$4.35	\$4.37	236	210
○○○○	+0	5/16/18	Radiant Logistics	RLGT	B	\$93,717	25,000	1	BO,CEO,DIR	5/15/18	\$3.75	\$3.79	185	60
○○○○	+0	5/16/18	Soleno Therap	SLNO	B	\$89,780	50,000	1	BO	5/15/18	\$1.80	\$1.58	31	30
○○○○	+0	3/5/18	PCSB Finl	PCSB	B	\$79,600	4,000	1	CFO,VP	5/16/18	\$19.90	\$20.15	368	80
○○○○	+0	5/14/18	InfuSystem	INFU	B	\$76,463	26,985	1	DIR	5/15/18	\$2.83	\$2.85	63	100
○○○○	+0	5/16/18	Chromadex	CDXC	B	\$71,463	19,800	2	CEO,COO,DIR,PR	5/16/18	\$3.61	\$3.48	203	330
○○○○	+0	5/10/18	GP Strategies	GPX	B	\$58,950	3,000	1	DIR	5/14/18	\$19.65	\$20.15	334	60
○○○○	+0	5/16/18	United Insurance	UIHC	B	\$51,355	2,500	1	DIR	5/15/18	\$20.54	\$20.82	864	90
○○○○	+0	5/16/18	Monro	MNRO	OB	\$39,030	1,000	1	VP	5/14/18	\$39.03	\$54.20	1,727	400
○○○○	+0	5/14/18	Opiant Pharm	OPNT	B	\$33,900	2,000	1	CFO	5/16/18	\$16.95	\$18.93	48	20

* See last page for the Key to Ratings, Titles & Transaction Type codes.

Continued on Next Page

Ratings of Latest Insider Purchases

Insider Rating*	Rating Date	Company	Ticker	Trans Type(s)*	Total Purch Value	Shares Bought	# Insiders - Title(s)*	Latest Trans Date	Ave. Purch Price	Recent Price	Mkt Cap (mm)	10-Day Ave Vol (m)
○○○	+0 3/26/18	Lifetime Brands	LCUT	B	\$26,250	2,500	1 CEO,DIR	5/15/18	\$10.50	\$11.00	224	80
○○○	+0 4/30/18	CVB Finl	CVBF	OB	\$23,650	2,500	1 VP	5/14/18	\$9.46	\$22.89	2,532	300
○○○	+0 5/16/18	Clean Energy Fuels	CLNE	B	\$21,153	10,000	1 VP	5/16/18	\$2.12	\$1.96	328	1,760
○○○	+0 3/5/18	RumbleON	RMBL	B	\$21,120	4,400	1 DIR	5/16/18	\$4.80	\$4.79	59	10
○○○	+0 3/20/18	Natl Presto Ind	NPK	AB	\$20,250	200	1 DIR	5/15/18	\$101.25	\$99.50	688	40
○○○	0 5/16/18	Alteryx	AYX	B	\$15,476,338	480,000	1 BO	5/16/18	\$32.24	\$33.00	1,982	990
○○○	0 5/16/18	Aberdeen Em Mkt Eq Fd	AEF	B	\$546,489	62,101	1 BO	5/15/18	\$8.80	\$8.89	83	220
○○○	0 5/16/18	GSI Tech	GSIT	OB	\$400,000	100,000	1 BO,CB,CEO,DIR,PR	5/15/18	\$4.00	\$7.47	162	30
○○○	0 5/16/18	Carpenter Tech	CRS	OE*,OB	\$306,281	10,952	2 DIR,GC,SEC,VP	5/15/18	\$27.97	\$57.06	2,668	300
○○○	0 5/16/18	TriNet	TNET	OB	\$239,600	60,000	1 DIR	5/14/18	\$3.99	\$53.25	3,712	530
○○○	0 5/16/18	NVR	NVR	B	\$209,664	70	1 DIR	5/15/18	\$2,995.20	\$3,053.61	10,948	30
○○○	0 4/13/18	Exelixis	EXEL	OB	\$174,900	15,000	1 DIR	5/15/18	\$11.66	\$19.55	5,510	4,960
○○○	0 4/19/18	UFP Tech	UFPT	OB	\$77,978	7,115	1 DIR	5/14/18	\$10.96	\$32.00	236	10
○○○	0 5/16/18	Pieris Pharm	PIRS	B	\$57,500	10,000	1 DIR	5/15/18	\$5.75	\$5.85	299	710
○○○	0 5/16/18	Joint	JYNT	B	\$55,148	7,125	1 CEO,DIR,PR	5/15/18	\$7.74	\$7.14	102	90
○○○	0 5/16/18	S & T Banc	STBA	B	\$43,916	1,000	1 DIR	5/14/18	\$43.92	\$44.30	1,554	100
○○○	0 3/22/18	First Banc	FBNC	OB	\$37,823	2,250	1 DIR	5/15/18	\$16.81	\$40.26	1,193	80
○○○	0 5/16/18	Alamo	ALG	OB	\$32,106	600	1 MD,VP	5/14/18	\$53.51	\$94.74	1,091	110

* See last page for the Key to Ratings, Titles & Transaction Type codes.

Ratings of Latest Insider Sales

Insider Rating*	Rating Date	Company	Ticker	Trans Type(s)*	Total Sale Value	Shares Sold	# Insiders - Title(s)*	Latest Trans Date	Ave. Sale Price	Recent Price	Mkt Cap (mm)	10-Day Ave Vol (m)	
●○○	-1	5/16/18	aTyr Pharma	LIFE	S	\$2,999,056	3,209,316	1 BO	5/16/18	\$0.93	\$2.30	67	30
●○○	-1	3/15/18	Emerald Expositions	EEX	OS	\$1,170,060	58,503	2 OO,VP	5/14/18	\$20.00	\$19.81	1,411	140
●○○	-1	5/16/18	Protagonist Therap	PTGX	S	\$1,058,375	164,747	1 BO	5/16/18	\$6.42	\$6.53	138	140
●○○	-1	5/16/18	Snap	SNAP	AS	\$265,610	25,000	1 DIR	5/15/18	\$10.62	\$11.04	13,853	45,430
●○○	-0.5	5/16/18	Ingredion	INGR	S	\$3,132,968	28,141	1 CB,DIR	5/14/18	\$111.33	\$111.76	8,043	750
○○○	-0	4/20/18	Facebook	FB	AS	\$364,100,562	1,978,806	3 BO,CB,CEO,COO,DIR	5/16/18	\$184.00	\$186.99	537,040	21,870
○○○	-0	5/16/18	Propetro	PUMP	JS*	\$262,338,000	13,800,000	1 BO	5/14/18	\$19.01	\$19.17	1,617	2,600
○○○	-0	5/16/18	Playags	AGS	JS*	\$100,512,496	4,675,000	1 BO	5/10/18	\$21.50	\$22.85	797	550
○○○	-0	5/15/18	Virtu Finl	VIRT	JS*,OS	\$89,118,752	3,281,250	1 BO,DIR	5/15/18	\$27.16	\$29.20	5,561	2,270
○○○	-0	5/8/18	Rapid7	RPD	JS*,S	\$45,000,000	1,500,000	1 DIR	5/16/18	\$30.00	\$31.08	1,485	390
○○○	-0	5/4/18	Square	SQ	AS	\$22,052,112	400,000	1 DIR	5/14/18	\$55.13	\$54.73	21,898	13,600
○○○	-0	3/21/18	Axalta Coating Sys	AXTA	OS,AS	\$18,746,325	600,299	4 CEO,CFO,DIR,GC,PR	5/15/18	\$31.23	\$31.56	7,778	1,820
○○○	-0	4/25/18	Garmin	GRMN	AS	\$17,843,044	301,128	1 BO,CB,DIR	5/16/18	\$59.25	\$59.29	11,724	1,220
○○○	-0	5/16/18	Penn Virginia	PVAC	S	\$17,499,710	283,726	1 DIR	5/16/18	\$61.68	\$63.08	934	240
○○○	-0	4/2/18	Alphabet	GOOG	AS,S	\$16,812,779	15,563	2 CEO,DIR	5/16/18	\$1,080.30	\$1,103.38	765,046	1,780
○○○	-0	2/27/18	Kellogg	K	AS	\$10,739,470	175,000	1 BO	5/16/18	\$61.37	\$61.39	21,172	3,630
○○○	-0	5/16/18	Cabot	CBT	S,OS	\$9,184,744	149,253	3 DIR,VP	5/15/18	\$61.54	\$61.50	3,810	600
○○○	-0	5/10/18	Tyler Tech	TYL	OS	\$9,142,150	40,000	2 CEO,DIR,PR	5/15/18	\$228.55	\$231.01	8,775	230
○○○	-0	5/9/18	Tableau Software	DATA	AS	\$9,085,439	97,500	2 DIR,F,SO,TO	5/14/18	\$93.18	\$95.00	7,745	1,390
○○○	-0	3/19/18	Paylocity	PCTY	AS	\$7,168,722	130,000	2 CEO,COO,DIR,PR	5/15/18	\$55.14	\$57.81	3,067	370
○○○	-0	5/14/18	Colgate-Palmolive	CL	OS	\$6,142,675	99,500	2 HR,VCB	5/15/18	\$61.74	\$62.71	54,503	5,340
○○○	-0	3/7/18	Clean Harbors	CLH	S	\$5,211,000	100,000	1 CB,CEO,DIR	5/14/18	\$52.11	\$52.57	2,933	560
○○○	-0	4/3/18	At Home	HOME	OS	\$3,599,246	100,000	1 HR	5/14/18	\$35.99	\$36.64	2,284	320
○○○	-0	4/19/18	salesforcecom	CRM	OS,AS	\$3,440,410	26,950	4 CB,CEO,COO,CTO,DIR	5/16/18	\$127.66	\$130.63	95,793	4,150
○○○	-0	4/19/18	Chevron	CVX	OS	\$3,260,303	25,000	1 VP	5/14/18	\$130.41	\$129.84	246,170	7,370
○○○	-0	3/14/18	Burlington Stores	BURL	OS	\$3,083,357	22,000	1 VP	5/14/18	\$140.15	\$138.36	9,404	590
○○○	-0	5/3/18	HubSpot	HUBS	OS,AS	\$3,011,940	27,798	2 CFO,CTO,DIR	5/15/18	\$108.35	\$114.65	4,506	650
○○○	-0	5/16/18	Loxo Oncology	LOXO	OS	\$2,703,945	19,782	3 CEO,DIR,FO,O,PR,VP	5/15/18	\$136.69	\$139.45	3,893	330
○○○	-0	5/16/18	Atara BioTherap	ATRA	AS,S,OS	\$2,652,164	59,042	4 DIR,VP	5/16/18	\$44.92	\$42.75	1,745	440
○○○	-0	5/11/18	DexCom	DXCM	OS	\$2,640,000	30,000	1 DIR	5/14/18	\$88.00	\$86.80	7,448	1,670
○○○	-0	4/11/18	Qualys	QLYS	AS,S	\$2,622,926	34,714	2 DIR	5/15/18	\$75.56	\$77.30	3,064	330
○○○	-0	5/10/18	Healthquity	HQY	OS	\$2,553,914	36,000	1 CIO,CTO,VP	5/14/18	\$70.94	\$71.48	4,281	470
○○○	-0	5/9/18	Qorvo	QRVO	AS	\$2,375,176	29,650	2 CEO,DIR,PR,VP	5/15/18	\$80.11	\$81.64	10,371	2,160
○○○	-0	5/8/18	Scientific Games	SGMS	S	\$2,350,330	40,000	1 DIR	5/14/18	\$58.76	\$53.35	4,836	1,000
○○○	-0	5/8/18	Western Digital	WDC	OS	\$2,327,521	28,052	2 CEO,DIR	5/16/18	\$82.97	\$78.80	23,519	4,390
○○○	-0	2/23/18	Mettler-Toledo Intl	MTD	OS	\$2,271,420	4,000	1 VP	5/14/18	\$567.86	\$563.72	14,335	240
○○○	-0	5/16/18	Royal Caribbean	RCL	AS	\$2,132,121	20,000	1 CB,CEO,DIR	5/14/18	\$106.61	\$107.06	22,714	2,510
○○○	-0	5/7/18	Morningstar	MORN	AS	\$2,081,197	18,534	1 BO,CB,DIR	5/15/18	\$112.29	\$111.43	4,725	90
○○○	-0	4/9/18	Moody's	MCO	AS	\$1,731,659	10,000	1 CEO,DIR,PR	5/14/18	\$173.17	\$174.05	33,348	700
○○○	-0	3/1/18	CenterPoint Energy	CNP	S	\$1,638,532	62,779	1 CB,DIR	5/15/18	\$26.10	\$26.68	11,494	6,400
○○○	-0	3/19/18	Davita	DVA	OS	\$1,584,321	24,000	1 DIR	5/14/18	\$66.01	\$66.01	11,477	1,980
○○○	-0	4/4/18	TechTarget	TTGT	S	\$1,506,505	63,862	1 DIR	5/15/18	\$23.59	\$23.50	627	260
○○○	-0	4/27/18	Travelzoo	TZOO	S	\$1,419,036	95,000	1 BO	5/15/18	\$14.94	\$15.15	187	190
○○○	-0	3/8/18	Pinnacle Finl Part	PNFP	S	\$1,311,238	20,000	1 CB,DIR	5/15/18	\$65.56	\$65.45	5,102	380
○○○	-0	5/16/18	Acacia Comms	ACIA	S	\$1,209,624	33,659	6 CEO,CFO,CTO,DIR,PR	5/14/18	\$35.94	\$31.50	1,243	1,030
○○○	-0	5/7/18	Moelis	MC	OS,AS	\$1,141,535	20,080	4 CFO,COO,DIR,GC,PR	5/15/18	\$56.85	\$56.70	3,124	400
○○○	-0	5/11/18	Regenxbio	RGNX	AS,OS	\$1,126,518	22,500	2 CFO,DIR	5/15/18	\$50.07	\$49.30	1,501	440
○○○	-0	3/19/18	Edwards Lifesciences	EW	OS	\$1,011,963	7,366	1 VP	5/15/18	\$137.38	\$138.11	28,830	1,360
○○○	-0	5/9/18	White Mtns Insurance	WTM	S	\$979,536	1,100	1 DIR	5/15/18	\$890.49	\$885.00	3,294	70
○○○	-0	5/15/18	NV5 Global	NVEE	S	\$962,795	16,726	1 BO,CB,CEO,DIR	5/15/18	\$57.56	\$59.35	654	110

* See last page for the Key to Ratings, Titles & Transaction Type codes.

Continued on Next Page

Ratings of Latest Insider Sales (Continued)

Insider Rating*	Rating Date	Company	Ticker	Trans Type(s)*	Total Sale Value	Shares Sold	# Insiders - Title(s)*	Latest Trans Date	Ave. Sale Price	Recent Price	Mkt Cap (mm)	10-Day Ave Vol (m)
○○○	-0 4/4/18	Illumina	ILMN	S,AS	\$955,404	3,560	2 CEO,DIR,PR	5/14/18	\$268.37	\$266.99	38,952	740
○○○	-0 5/16/18	Veeva Sys	VEEV	AS	\$931,580	12,000	1 PR	5/14/18	\$77.63	\$77.71	11,009	690
○○○	-0 5/16/18	Goldman Sachs	GS	JS*	\$854,665	3,497	1 COO,PR	5/15/18	\$244.40	\$242.92	92,271	2,870
○○○	-0 3/20/18	New Relic	NEWR	AS,OS,S	\$852,346	9,677	3 CFO,O	5/16/18	\$88.08	\$89.51	4,935	710
○○○	-0 5/16/18	MGP Ingredients	MGPI	S	\$851,737	10,000	1 VP	5/15/18	\$85.17	\$87.39	1,491	190
○○○	-0 5/8/18	PACCAR	PCAR	OS	\$846,903	13,348	1 VP	5/14/18	\$63.45	\$63.79	22,449	2,210
○○○	-0 4/17/18	Okta	OKTA	AS	\$737,898	15,000	1 CFO	5/14/18	\$49.19	\$50.50	5,275	1,440
○○○	-0 4/2/18	Adobe Sys	ADBE	AS	\$696,048	2,942	1 SO,VP	5/16/18	\$236.59	\$241.88	118,759	2,130
○○○	-0 5/16/18	CDW	CDW	OS	\$669,437	8,542	1 O	5/15/18	\$78.37	\$78.64	11,869	960
○○○	-0 5/7/18	Glu Mobile	GLUU	OS,AS	\$627,761	114,900	2 DIR,O	5/15/18	\$5.46	\$5.43	752	3,780
○○○	-0 5/14/18	Ornicell	OMCL	AS	\$617,524	13,286	1 PR	5/15/18	\$46.48	\$47.65	1,851	310
○○○	-0 5/2/18	Hartford Finl Svs	HIG	OS	\$607,436	11,568	1 VP	5/14/18	\$52.51	\$52.56	18,913	1,890
○○○	-0 4/30/18	MarineMax	HZO	AS	\$601,685	25,000	1 CFO,DIR,SEC,VP	5/16/18	\$24.07	\$23.50	622	370
○○○	-0 5/16/18	HCA Healthcare	HCA	AS	\$596,580	5,822	1 VP	5/14/18	\$102.47	\$101.78	35,740	2,210
○○○	-0 4/17/18	Merck	MRK	S	\$594,963	9,972	1 VP	5/15/18	\$59.66	\$59.69	156,495	10,620
○○○	-0 4/4/18	Maxim Integrated Prod	MXIM	S	\$573,586	9,820	1 VP	5/15/18	\$58.41	\$57.60	16,213	2,540
○○○	-0 5/9/18	Pinnacle Foods	PF	OS	\$571,639	9,136	1 PR,VP	5/15/18	\$62.57	\$63.57	7,567	1,720
○○○	-0 5/16/18	Omeros	OMER	OS	\$566,160	23,792	1 CAO,FO,VP	5/15/18	\$23.80	\$19.89	779	1,100
○○○	-0 5/14/18	Telaria	TLRA	S	\$533,445	130,508	1 BO	5/16/18	\$4.09	\$4.19	211	260
○○○	-0 3/16/18	G1 Therap	GTHX	OS	\$521,885	11,276	2 CEO,DIR,PR,VP	5/15/18	\$46.28	\$48.09	1,602	250
○○○	-0 3/27/18	Forescout Tech	FSCT	OS	\$515,436	17,285	1 CO,GC,VP	5/16/18	\$29.82	\$30.55	1,192	670
○○○	-0 5/16/18	Corelogic	CLGX	AS	\$511,333	10,000	1 CEO,DIR,PR	5/15/18	\$51.13	\$51.44	4,180	540
○○○	-0 5/7/18	Sandy Spring Banc	SASR	S	\$485,522	11,900	2 DIR	5/16/18	\$40.80	\$40.78	1,452	160
○○○	-0 3/5/18	Evolent Health	EVH	AS	\$474,400	25,000	2 CEO,COO,DIR	5/14/18	\$18.98	\$18.50	1,399	920
○○○	-0 5/16/18	Par Pacific	PARR	S	\$472,159	26,821	1 GC,VP	5/15/18	\$17.60	\$17.43	799	160
○○○	-0 2/16/18	Validus	VR	AS	\$462,619	6,875	1 PR	5/15/18	\$67.29	\$67.61	5,363	970
○○○	-0 3/20/18	Capital One Finl	COF	AS	\$461,700	4,860	1 CEO	5/15/18	\$95.00	\$92.63	45,078	3,290
○○○	-0 5/16/18	Pegasystems	PEGA	OS	\$458,491	7,295	1 CFO,VP	5/14/18	\$62.85	\$65.05	4,967	500
○○○	-0 4/20/18	Supernus Pharm	SUPN	OS	\$455,759	7,868	1 VP	5/15/18	\$57.93	\$57.05	2,584	910
○○○	-0 5/16/18	Two Harbors Inv	TWO	AS	\$449,784	28,925	3 CFO,DIR,FO,GC,SEC	5/15/18	\$15.55	\$15.56	2,730	1,660
○○○	-0 5/16/18	Mitek Sys	MITK	AS	\$423,855	50,000	1 CB,CEO,DIR,PR	5/16/18	\$8.48	\$8.65	302	310
○○○	-0 5/16/18	Kaiser Aluminum	KALU	S,AS	\$417,560	3,987	2 CAO,VP	5/15/18	\$104.73	\$105.84	1,755	120
○○○	-0 5/16/18	John B Sanfilippo	JBSS	S	\$385,640	5,908	1 DIR	5/15/18	\$65.27	\$63.42	715	90
○○○	-0 5/7/18	Littelfuse	LFUS	OS	\$374,088	1,716	1 DIR	5/16/18	\$218.00	\$213.79	5,488	260
○○○	-0 4/4/18	Discover Finl Svs	DFS	S	\$356,019	4,674	1 DIR	5/15/18	\$76.17	\$75.37	26,131	2,140
○○○	-0 4/4/18	Citrix Sys	CTXS	S	\$352,498	3,281	1 CT,VP	5/14/18	\$107.44	\$107.47	14,841	2,260
○○○	-0 5/16/18	InVita	NVTA	S	\$344,952	49,562	6 CEO,CFO,COO,O,PR	5/15/18	\$6.96	\$6.92	425	670
○○○	-0 5/16/18	Atlas Air Worldwide	AAWW	AS	\$339,500	5,000	1 CEO,DIR,PR	5/14/18	\$67.90	\$68.05	1,750	330
○○○	-0 4/24/18	Northern Tr	NTRS	S	\$312,798	2,913	1 COO	5/15/18	\$107.38	\$108.92	24,340	1,060
○○○	-0 5/8/18	Shutterfly	SFLY	OS	\$312,583	3,351	1 OO,VP	5/14/18	\$93.28	\$93.62	3,089	1,380
○○○	-0 5/16/18	Fed Agri Mort	AGM	S	\$312,218	3,500	2 DIR	5/16/18	\$89.21	\$88.37	942	30
○○○	-0 3/19/18	Cowen	COWN	AS	\$306,163	19,500	1 DIR	5/16/18	\$15.70	\$15.65	566	290
○○○	-0 5/16/18	Cytosorbents	CTSO	OS,AS	\$305,100	34,800	1 CFO	5/16/18	\$8.77	\$8.05	237	150
○○○	-0 5/15/18	Duke Energy	DUK	S	\$292,537	3,800	1 COO,VP	5/15/18	\$76.98	\$77.91	54,759	3,500
○○○	-0 5/16/18	Diodes	DIOD	OS	\$287,330	8,600	1 VP	5/16/18	\$33.41	\$32.56	1,636	340
○○○	-0 3/22/18	Codexis	CDXS	OS	\$283,945	22,000	1 O	5/15/18	\$12.91	\$12.65	620	270
○○○	-0 5/16/18	ArcBest	ARCB	S	\$262,683	5,589	1 VP	5/15/18	\$47.00	\$47.30	948	420
○○○	-0 5/2/18	Live Oak Banc	LOB	S,AS	\$244,276	8,484	2 CFO,O	5/15/18	\$28.79	\$29.05	1,164	100
○○○	-0 5/9/18	Tillys	TLYS	AS	\$223,474	20,000	1 BO	5/15/18	\$11.17	\$11.09	319	80
○○○	-0 2/28/18	Redfin	RDFN	OS	\$216,897	10,000	1 CFO	5/15/18	\$21.69	\$22.94	1,901	1,030

* See last page for the Key to Ratings, Titles & Transaction Type codes.

Continued on Next Page

Ratings of Latest Insider Sales (Continued)

Insider Rating*	Rating	Date	Company	Ticker	Trans Type(s)*	Total Sale Value	Shares Sold	# Insiders - Title(s)*	Latest Trans Date	Ave. Sale Price	Recent Price	Mkt Cap (mm)	10-Day Ave Vol (m)
○○○	-0	5/16/18	Hancock	HBHC	S	\$214,030	4,135	1 DIR	5/15/18	\$51.76	\$51.30	4,466	450
○○○	-0	5/15/18	Westar Energy	WR	S	\$213,861	4,000	1 CFO,TR,VP	5/16/18	\$53.47	\$53.79	7,592	620
○○○	-0	4/13/18	PennyMac Finl Svs	PFSI	AS	\$206,095	10,000	1 O	5/15/18	\$20.61	\$20.75	499	280
○○○	-0	5/14/18	Steris PLC	STE	AS	\$204,240	2,000	1 VP	5/15/18	\$102.12	\$103.70	8,711	480
○○○	-0	3/7/18	ResMed	RMD	AS	\$203,040	2,000	1 CFO	5/15/18	\$101.52	\$101.99	14,427	790
○○○	-0	5/11/18	Fortinet	FTNT	OS	\$202,824	3,424	1 CAO,CFO	5/16/18	\$59.24	\$60.38	10,108	1,990
○○○	-0	5/16/18	Premier	PINC	AS	\$199,188	6,250	1 CFO,VP	5/15/18	\$31.87	\$32.20	4,331	930
○○○	-0	5/9/18	Exponent	EXPO	S	\$191,991	2,112	1 PR	5/14/18	\$90.90	\$89.65	2,312	70
○○○	-0	5/16/18	Park-Ohio	PKOH	S	\$182,525	4,500	2 BO,DIR,PR	5/15/18	\$40.56	\$40.55	509	40
○○○	-0	5/2/18	1-800-FlowersCom	FLWS	OS	\$181,500	15,000	1 BO,CEO,DIR,PR	5/15/18	\$12.10	\$12.20	797	220
○○○	-0	5/16/18	Expeditors Intl	EXPD	OS	\$175,742	2,437	1 CIO,VP	5/15/18	\$72.11	\$72.35	12,555	1,610
○○○	-0	3/26/18	Oracle	ORCL	OS	\$174,413	3,750	1 DIR	5/15/18	\$46.51	\$46.82	191,583	11,050
○○○	-0	3/14/18	Computer Programs	CPSI	S	\$172,668	5,492	1 CFO,SEC,TR	5/15/18	\$31.44	\$31.85	449	130
○○○	-0	5/14/18	Westlake Chemical	WLK	S	\$172,012	1,447	1 VP	5/15/18	\$118.87	\$117.11	15,085	1,010
○○○	-0	5/16/18	eGain	EGAN	S	\$168,016	16,000	1 CFO	5/14/18	\$10.50	\$10.50	288	190
○○○	-0	5/14/18	Equinix	EQIX	AS	\$157,788	400	1 PR	5/15/18	\$394.47	\$401.89	31,677	700
○○○	-0	5/16/18	Varian Medical Sys	VAR	OS	\$155,460	1,327	1 GC,SEC,VP	5/15/18	\$117.15	\$118.50	10,808	810
○○○	-0	5/14/18	Chesapeake Utilities	CPK	S	\$153,081	1,994	1 VP	5/15/18	\$76.77	\$76.45	1,256	40
○○○	-0	5/4/18	Chesapeake Ldg Tr	CHSP	S	\$149,482	5,000	1 DIR	5/14/18	\$29.90	\$30.87	1,897	440
○○○	-0	5/16/18	Am Fst Multifam Inv	ATAX	S	\$127,838	20,000	1 DIR	5/15/18	\$6.39	\$6.43	389	80
○○○	-0	5/11/18	Seagate Tech PLC	STX	OS	\$125,701	2,188	1 VP	5/14/18	\$57.45	\$56.71	16,440	5,070
○○○	-0	3/16/18	ViaSat	VSAT	AS	\$125,360	2,000	1 DIR	5/15/18	\$62.68	\$63.68	3,766	360
○○○	-0	5/16/18	Matson	MATX	S	\$118,289	3,558	1 VP	5/15/18	\$33.25	\$33.69	1,411	200
○○○	-0	4/30/18	Vicor	VICR	OS	\$116,550	3,000	1 DIR,PR	5/15/18	\$38.85	\$38.75	1,518	260
○○○	-0	5/16/18	Oaktree Cap	OAK	S	\$116,235	2,900	1 DIR	5/14/18	\$40.08	\$40.05	6,350	340
○○○	-0	4/18/18	BioLife Solutions	BLFS	OS	\$108,471	12,540	1 CEO,DIR,PR	5/15/18	\$8.65	\$7.96	117	100
○○○	-0	5/16/18	Lennox Intl	LII	AS	\$100,450	490	1 COO,PR,VP	5/14/18	\$205.00	\$204.57	8,424	340
○○○	-0	5/16/18	AVX	AVX	OS	\$94,260	6,000	1 CB,CEO,DIR,PR	5/15/18	\$15.71	\$15.76	2,655	250
○○○	-0	5/15/18	Vertex Pharm	VRTX	AS,OS	\$86,614	556	3 COO,CT,O,VP	5/15/18	\$155.78	\$155.97	38,482	1,720
○○○	-0	5/16/18	Napco Security Tech	NSSC	S	\$79,448	6,750	1 VP	5/16/18	\$11.77	\$11.70	224	30
○○○	-0	4/4/18	Sangamo Therap	SGMO	OS	\$76,920	5,000	1 CFO,VP	5/15/18	\$15.38	\$15.35	1,456	2,950
○○○	-0	5/16/18	Noodles	NDLS	OS	\$71,857	7,500	1 CFO	5/15/18	\$9.58	\$8.95	321	230
○○○	-0	4/12/18	Hortonworks	HDP	AS	\$67,558	3,960	1 CTO	5/15/18	\$17.06	\$18.12	1,425	1,340
○○○	-0	4/12/18	PriceSmart	PSMT	S	\$65,330	795	1 VP	5/14/18	\$82.18	\$83.10	2,526	120
○○○	-0	5/16/18	Otter Tail	OTTR	AS	\$65,216	1,500	1 CFO,VP	5/15/18	\$43.48	\$44.25	1,757	80
○○○	-0	3/8/18	Neenah	NP	OS	\$64,176	800	1 CT,VP	5/15/18	\$80.22	\$80.75	1,329	100
○○○	-0	5/16/18	Post	POST	S	\$58,592	770	1 DIR	5/14/18	\$76.09	\$76.90	5,168	1,000
○○○	-0	5/2/18	Seacoast Banking of FI	SBCF	S	\$51,740	1,754	1 VP	5/15/18	\$29.50	\$29.17	1,359	440
○○○	-0	5/16/18	Aquinox Pharm	AQXP	OS	\$49,489	3,906	1 DIR	5/14/18	\$12.67	\$12.74	301	60
○○○	-0	3/29/18	One Liberty Prop	OLP	S	\$48,703	2,000	1 DIR	5/15/18	\$24.35	\$24.79	476	40
○○○	-0	5/16/18	Rocky Mtn Chocolate	RMCF	S	\$46,000	4,000	1 VP	5/15/18	\$11.50	\$11.53	68	10
○○○	-0	3/5/18	Guidewire Software	GWRE	OS	\$35,886	400	1 DIR	5/15/18	\$89.72	\$91.63	7,357	390
○○○	-0	3/20/18	United Cannabis	CNAB	S	\$34,502	34,502	1 BO,DIR,VP	5/14/18	\$1.00	\$1.00	63	110
○○○	-0	5/16/18	Franklin Covey Co	FC	JS*	\$34,502	1,343	1 BD,SO,VP	5/15/18	\$25.69	\$26.40	368	30
○○○	-0	4/17/18	Varex Imaging	VREX	AS	\$31,894	862	1 CAO	5/14/18	\$37.00	\$36.39	1,375	250
○○○	-0	5/16/18	Cadence Design Sys	CDNS	AS	\$31,778	750	1 CFO,VP	5/14/18	\$42.37	\$42.25	11,905	2,550
○○○	0	3/8/18	Wendys Co	WEN	S	\$276,630,284	16,837,044	5 BO,DIR	5/16/18	\$16.43	\$16.63	3,976	4,530
○○○	0	5/2/18	Carvana Co	CVNA	JS*	\$43,333,124	1,650,000	1 BO	5/14/18	\$26.26	\$27.50	3,559	1,400
○○○	0	5/16/18	NVR	NVR	OS	\$12,527,028	4,110	1 DIR	5/15/18	\$3,047.94	\$3,053.61	10,948	30
○○○	0	3/7/18	New York Times Co	NYT	S	\$6,089,413	265,000	1 BO	5/15/18	\$22.98	\$22.65	3,731	2,450

* See last page for the Key to Ratings, Titles & Transaction Type codes.

Continued on Next Page

Ratings of Latest Insider Sales (Continued)

Insider Rating*	Rating Date	Company	Ticker	Trans Type(s)*	Total Sale Value	Shares Sold	# Insiders - Title(s)*	Latest Trans Date	Ave. Sale Price	Recent Price	Mkt Cap (mm)	10-Day Ave Vol (m)
000	0 4/6/18	Charles Schwab	SCHW	S	\$6,029,313	101,970	1 BO,CB,DIR	5/16/18	\$59.13	\$59.46	79,543	5,870
000	0 3/1/18	TransDigm	TDG	OS	\$3,877,285	11,900	1 DIR	5/15/18	\$325.82	\$333.84	17,601	430
000	0 3/30/18	BioMarin Pharm	BMRN	OS	\$3,328,285	37,500	1 CEO,DIR	5/15/18	\$88.75	\$88.41	15,798	1,450
000	0 2/28/18	Vonage	VG	OS	\$2,620,369	234,629	1 CEO,DIR	5/15/18	\$11.17	\$11.45	2,772	1,630
000	0 3/7/18	ANI Pharm	ANIP	S	\$2,383,193	38,236	1 DIR	5/16/18	\$62.33	\$61.96	723	80
000	0 5/16/18	Carpenter Tech	CRS	OS	\$1,917,001	33,860	1 DIR	5/14/18	\$56.62	\$57.06	2,668	300
000	0 5/1/18	Natl Bank	NBHC	OS	\$1,828,460	50,000	1 O	5/16/18	\$36.57	\$36.80	1,131	220
000	0 5/16/18	Huntington Banc	HBAN	OS	\$1,211,876	80,156	1 VP	5/15/18	\$15.12	\$15.13	16,681	6,900
000	0 3/8/18	Insulet	PODD	AS	\$1,130,405	13,070	2 GC,SEC,VP	5/15/18	\$86.49	\$86.35	5,061	510
000	0 4/20/18	Intl Exchange	ICE	AS,OS	\$994,638	13,898	2 COO,GC,SEC	5/16/18	\$71.57	\$71.42	41,345	3,130
000	0 5/8/18	Stampscom	STMP	OS	\$925,933	3,700	1 O	5/14/18	\$250.25	\$247.60	4,451	450
000	0 3/2/18	ChannelAdvisor	ECOM	S	\$764,660	52,400	2 CB,DIR	5/16/18	\$14.59	\$14.95	392	130
000	0 5/4/18	SVB Finl	SIVB	S	\$738,504	2,314	1 HR	5/14/18	\$319.15	\$321.02	16,950	580
000	0 3/7/18	Greenlight Cap Re	GLRE	S	\$693,827	45,000	1 O	5/15/18	\$15.42	\$15.58	575	320
000	0 5/16/18	Alteryx	AYX	AS	\$641,600	20,000	1 CB,CEO,DIR	5/16/18	\$32.08	\$33.00	1,982	990
000	0 3/14/18	James River	JRVR	S	\$631,844	17,305	1 DIR	5/15/18	\$36.51	\$36.67	1,143	260
000	0 5/16/18	Nevro	NVRO	OS	\$532,959	7,000	1 CFO	5/14/18	\$76.14	\$76.70	2,326	940
000	0 5/16/18	Alamo	ALG	OS	\$519,479	5,500	1 CEO,DIR,PR	5/14/18	\$94.45	\$94.74	1,091	110
000	0 5/14/18	Antares Pharma	ATRS	OS	\$500,000	200,000	1 DIR	5/15/18	\$2.50	\$2.52	390	750
000	0 3/12/18	Genomic Health	GHDX	OS	\$380,877	10,000	1 CEO,DIR,PR	5/14/18	\$38.09	\$38.16	1,350	180
000	0 4/4/18	Amicus Therap	FOLD	AS	\$375,000	25,000	1 O	5/16/18	\$15.00	\$14.01	2,592	2,380
000	0 2/27/18	Encana	ECA	OS	\$334,000	25,000	1 GC,VP	5/15/18	\$13.36	\$13.22	12,705	12,260
000	0 2/23/18	Marriott Intl	MAR	S	\$303,227	2,184	1 DIR	5/15/18	\$138.84	\$139.82	49,660	2,350
000	0 3/29/18	Adaptimmune Therap	ADAP	S	\$278,100	20,600	2 DIR	5/14/18	\$13.50	\$13.15	1,235	420
000	0 3/15/18	J2 Global	JCOM	AS	\$254,884	3,000	1 CEO,DIR	5/15/18	\$84.96	\$87.19	4,313	440
000	0 5/15/18	Jazz Pharm PLC	JAZZ	AS	\$233,789	1,420	1 CFO,VP	5/15/18	\$164.64	\$164.42	9,665	670
000	0 2/28/18	RBC Bearings	ROLL	AS	\$201,806	1,660	1 DIR	5/14/18	\$121.57	\$121.93	2,931	70
000	0 3/21/18	Rocky Brands	RCKY	S	\$158,330	6,000	2 DIR	5/15/18	\$26.39	\$26.65	198	110
000	0 3/7/18	United Fire	UFCS	OS	\$152,843	3,000	1 DIR	5/15/18	\$50.95	\$51.47	1,289	60
000	0 5/15/18	Chimerix	CMRX	S	\$140,808	30,000	1 DIR	5/15/18	\$4.69	\$4.62	217	130
000	0 3/1/18	SiteOne Landscape	SITE	AS	\$123,568	1,600	1 GC,SEC,VP	5/14/18	\$77.23	\$77.16	3,044	400
000	0 5/10/18	FS Banc	FSBW	OS	\$97,361	1,685	1 O	5/15/18	\$57.78	\$57.40	212	10
000	0 2/28/18	Midland States Banc	MSBI	S	\$63,940	2,000	1 DIR	5/15/18	\$31.97	\$31.85	754	70
000	0 5/16/18	Luminex	LMNX	OS	\$57,998	2,235	1 OO,SO,VP	5/14/18	\$25.95	\$26.12	1,134	400
000	0 4/12/18	Peoples Utah Banc	PUB	AS	\$56,345	1,700	1 DIR	5/16/18	\$33.14	\$33.30	613	40
000	0 5/10/18	Wingstop	WING	S	\$54,743	1,064	1 O	5/14/18	\$51.45	\$52.15	1,556	750
000	0 5/2/18	Cypress Semi	CY	AS	\$49,337	3,000	1 VP	5/16/18	\$16.45	\$16.19	5,865	5,410
000	0 3/28/18	Compass Minerals Intl	CMP	S	\$41,424	600	1 DIR	5/15/18	\$69.04	\$69.00	2,336	420
000	0 4/26/18	Boston Priv Finl	BPFH	S	\$33,633	2,000	1 HR,VP	5/15/18	\$16.82	\$16.70	1,415	320
---	-200 5/1/18	Andeavor	ANDV	AS	\$8,305,555	58,800	1 DIR	5/15/18	\$141.25	\$140.16	21,523	4,290

* See last page for the Key to Ratings, Titles & Transaction Type codes.

SAVING YOU TIME. IMPROVING YOUR RESEARCH.

Academic studies and the experience of professionals back the common sense conclusion that the Form 4 data filed daily at the SEC is a profitable data stream to mine for investment intelligence. But most analysts and investors use commodity insider feeds that are full of noise and time-consuming to analyze, or expensive ratings services that employ last century's simplistic insider scoring methodology.

InsiderInsights combines statistical returns with behavioral analysis to effectively quantify this valuable qualitative information feed. Decades of experience analyzing insider filings is programmed into our systems for harvesting, tagging, and analyzing the insider trading forms as soon as they arrive at the SEC each day, so clients can efficiently use insider data as a primary, secondary or tertiary research input.

InsiderInsights compiles **Daily & Weekly** reports that list US equities with recent insider activity, along with our proprietary, independently validated **Company Ratings** clearly indicating the *Significance Level* of insiders' sentiment on their stock. Our **Monthly Special Screens** further combine our Ratings with various fundamental and price action criteria, to highlight the best value, growth, momentum, and short ideas coming from the executive suite.

For information about our Company Ratings, Online Screening Tools, Portfolio Alerts, bulk seat-based subscriptions, and API Products, Call (212) 784-6860 or email Jonathan@InsiderInsights.com.












KEY FOR TITLE CODES:






A=Assistant, AI=Affiliated Investor, AO=Accounting Officer, BD=Business Development, BO=Beneficial Owner, CAO=Chief Accounting Officer, CB=Chairman, CCO=Chief Compliance Officer, CEO=Chief Executive Officer, CFO=Chief Financial Officer, CIO=Chief Information Officer, CO=Compliance Officer, COO=Chief Operating Officer, CT=Controller, CTO=Chief Technology Officer, DIR=Director, F=Founder, FO=Financial Officer, GC=General Counsel, HR=Human Resources, IO=Information Officer, IR=Investor Relations, LO=Legal Officer, MD=Managing Director, O=Officer, OO=Operating Officer, PR=President, PT=Partner, REL=Relative of insider, SEC=Secretary, SH=Shareholder, SO=Sales Officer, TO=Technology Officer, TR=Treasurer, TT=Trustee, VCB=Vice Chairman, VP=Vice President, X=Ex Officer or other title displayed.

KEY FOR TRANSACTION TYPE CODES:

B = Open-Market Insider Buy.
 S = Open-Market Insider Sale.
 AB = Automatic Buy through the insider's 10b5-1 program.
 AS = Automatic Sale through the insider's 10b5-1 program
 JB* = Supposed Open-Market Acquisition done outside the price range or trading volume on the day.
 JS* = Supposed Open-Market Disposition done outside the price range or trading volume on the day.
 OB = Option Exercise that was not sold at all.
 OE* = Option Exercise that was only partially sold.
 OS* = Partial Sale of Exercised Options.
 OE = Option Exercise that was completely sold.
 OS = Complete Sale of Exercised Options.
 JB = Non Open-Market Acquisition (Transaction Price is often unrelated to market price on the day).
 JS = Non Open-Market Disposition (Transaction Price often unrelated to market price on the day).
 3 = Form 3 filing indicating new insider. New insiders must file a Form 3 whether or not they have any holdings in the company.

KEY FOR INSIDERINSIGHTS COMPANY RATINGS:

	+3 SIGNIFICANTLY BULLISH	Interpreting our color-coded Ratings icons is straightforward: Green is Bullish; Red is Bearish.
	+2 SIGNIFICANTLY BULLISH	Some Significantly Bullish and Bearish Ratings are clearly stronger than others. Reasons for a Significant Rating garnering 2 or 3 colored icons instead of just one include: clusters of insiders acting similarly; insiders having very predictive track records (as per our Insider Statistics); large \$ value transactions, and trades resulting in large changes in holdings; transactions that represent reversals of opinion, and; many other proprietary metrics and behavioral factors.
	+1 SIGNIFICANTLY BULLISH	
	+0.5 LEANING BULLISH	Despite computing and relaying different strengths of Significant insider signals, however, we do not purport that a +3 or -3 Significance Rating is three times more likely to be correct, or is more likely to result in a larger stock move.
	+0 INSIGNIFICANTLY BULLISH	
	0 CONFLICTING PURCHASES & SALES	◆ Our back tests and experience indicate that the major alpha generation comes from the fact that a stock's insider activity has surpassed our calculated threshold of Significance. The strength of Significance is less important.
	-0 INSIGNIFICANTLY BEARISH	◆ It is further valid to consider stocks with Ratings that are merely Leaning Bullish or Bearish in your long and short analysis, as these Ratings have also proved to generate alpha, though less than Significant Ratings.
	-0.5 LEANING BEARISH	◆ Ratings should also be interpreted in concert with a stock's price action. It is normal behavior for insiders to buy when their stock has fallen in price, and sell when it rises sharply. So even an Insignificantly Bullish Rating on a stock that has doubled, or Insignificantly Bearish Rating on a stock that has halved in price imparts intelligence.
	-1 SIGNIFICANTLY BEARISH	
	-2 SIGNIFICANTLY BEARISH	◆ Our Ratings are considered "active" for 3 months, or until replaced by another Rating.
	-3 SIGNIFICANTLY BEARISH	

	+200 Purchases During Corporate Action.	May occasionally relay arbitrage intelligence.
	+100 Purchases Related to IPO.	Value of investment intelligence is uncertain when stock is unseasoned.
	-100 Sales Related to IPO.	Value of investment intelligence is uncertain when stock is unseasoned.
	-200 Sales During Corporate Action.	May occasionally relay arbitrage intelligence.
	NR Not Yet Rated.	There has not been a combination of insider activity and other factors to warrant a Rating.

DISCLAIMER:

At the time of publication, employees and clients of Ex Officio LLC (DBA InsiderInsights.com), or Insider Asset Management LLC may hold a position in a security that is listed in *InsiderInsights Daily Insider Ratings Report* (the "Product"). A LISTING IN THE PRODUCT DOES NOT CONSTITUTE A SOLICITATION OR RECOMMENDATION TO BUY OR SELL THE SECURITIES OF THE PUBLICLY TRADED COMPANY. Ex Officio LLC, Insider Asset Management LLC, and its employees are not registered as a securities broker-dealer or an investment adviser with the U.S. Securities and Exchange Commission. Insider Asset Management LLC is registered with the state securities regulatory authority in the State of New York. The Product contains opinions and is provided for informational purposes only. You should not rely solely upon the Product for purposes of transacting securities or other investments, and you are encouraged to conduct your own research and due diligence, and to seek the advice of a qualified securities professional, before you make any investment. None of the information contained herein constitutes, or is intended to constitute a recommendation of any particular security or trading strategy or a determination that any security or trading strategy is suitable for any specific person. To the extent any of the information contained herein may be deemed to be investment advice, such information is impersonal and not tailored to the investment needs of any specific person.